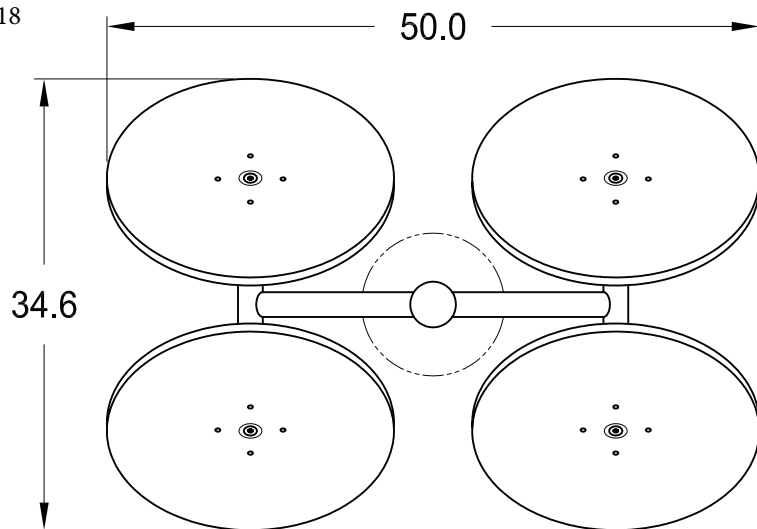


Tai-Chi Device, 2-Person Specifications and Installation

Instructions

78000035



Hardware Location:

3/8-16 x 1.25" B.H. Bolt w/Locktite, Qty: 16

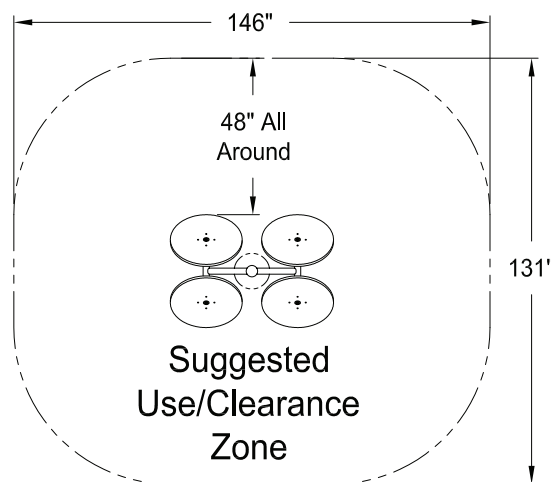
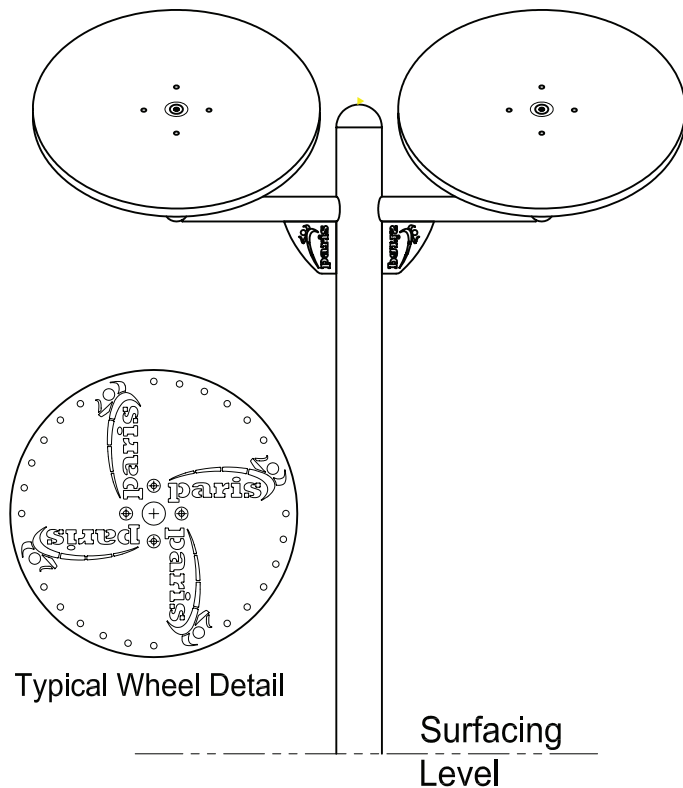
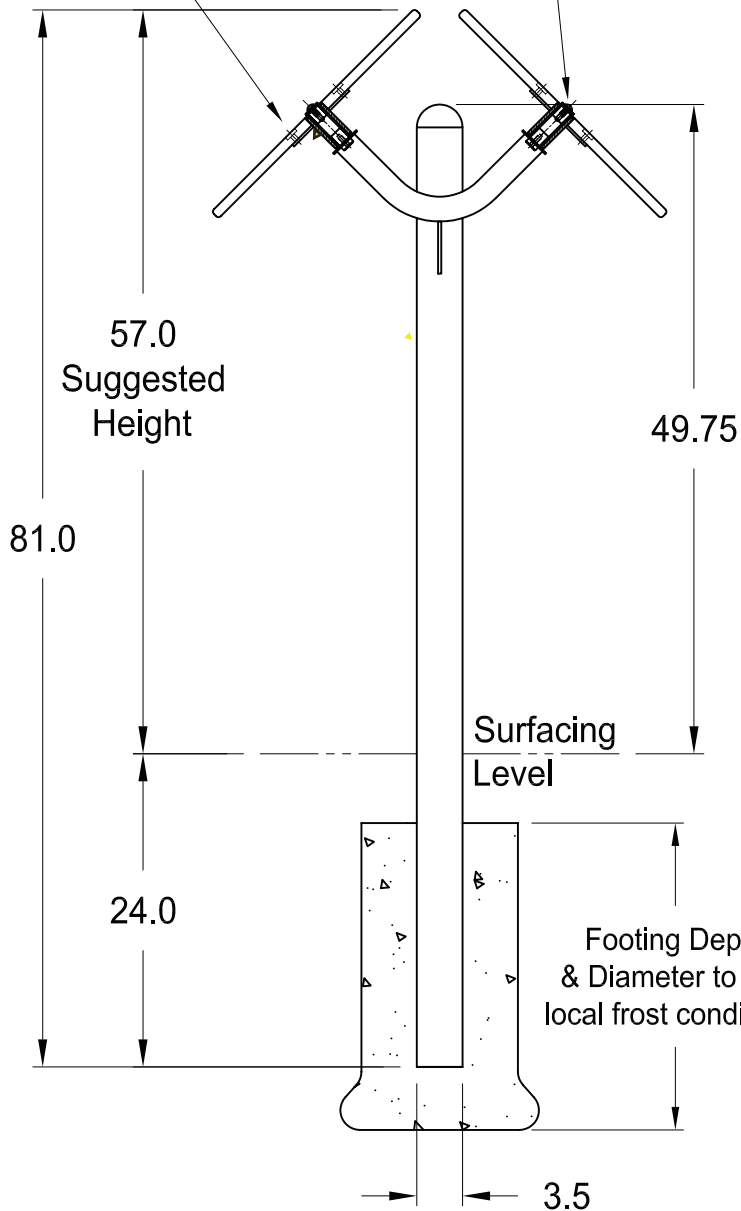
3/8-16 Nyloc Nut, Qty: 16

3/8-16 Flat Washer, Qty: 32

Hardware Location:

Fender Washer, 1.25 O.D., .41 I.D. x .09 Thk, Qty: 4

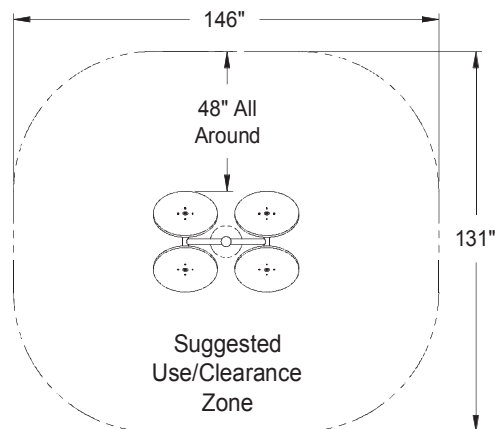
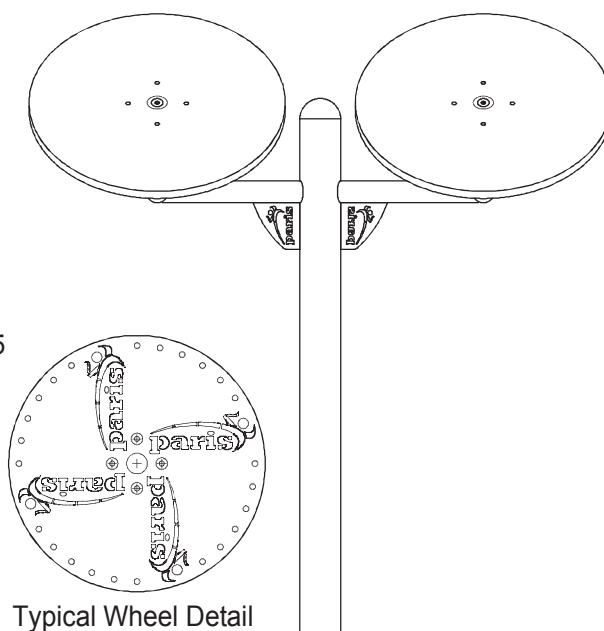
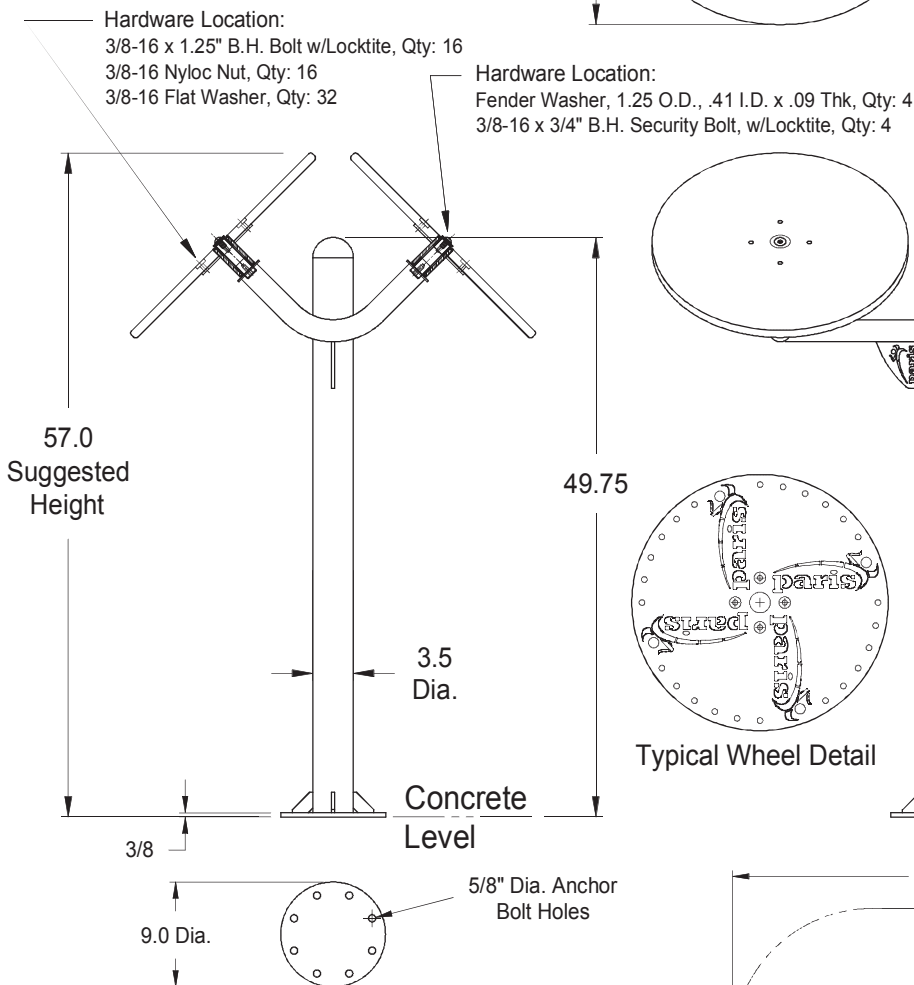
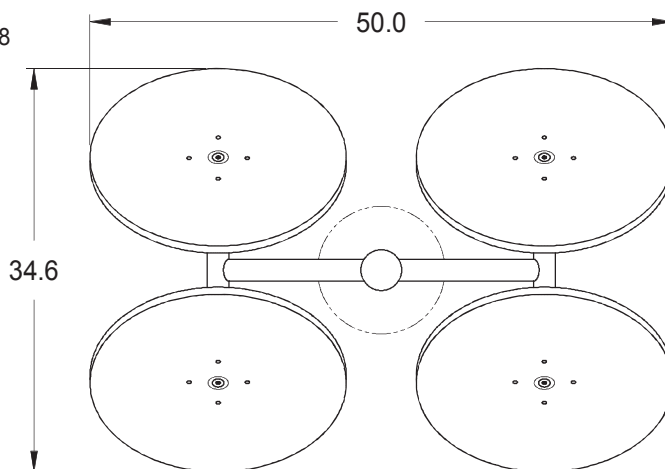
3/8-16 x 3/4" B.H. Security Bolt, w/Locktite, Qty: 4



Model: 78000035SM

Tai-Chi Device, 2-Person, Surface Mount Installation Instructions & Specifications

Rev. 05Feb14



Suggested Anchoring Hardware for Surface Mount Plate:

7/16" to 1/2" diameter x 4" long, expanding wedge bolts,
 4 bolts minimum / 8 bolts maximum. Use Base Plate as a template
 for locating the anchor bolts.

Notes:

Anchoring hardware is not included as it is impossible to foresee all possible mounting surface conditions. Therefore, anchoring hardware "Types" only are suggested for a typical concrete pad. The concrete should be fully cured and at least 4" thick. Dimensions shown are in inches.

Materials:

- 7 Ga. Steel Plate
- 1/4" Steel Plate Gussets
- 3/8" Steel Base Plate
- 1.90" O.D. x .095" Wall Steel Tube
- 3.50" O.D. x .097" Wall Steel Tube
- 1" O.D. Cold Rolled Steel Pivot Pins
- Self-Lubricating Solid Metal Bearings
- Aluminum End Caps
- 3/4" Thick x 22" Dia. Polyethylene Wheels

Finish: Polyester Powder Top Coat over
 In-Line Galvanized Tube or E-Coated Substrate.

Hardware: Tamper Resistant Stainless Steel

POF reserves the right to make continuous product developments.
 As a result, details are subject to change without notice.