

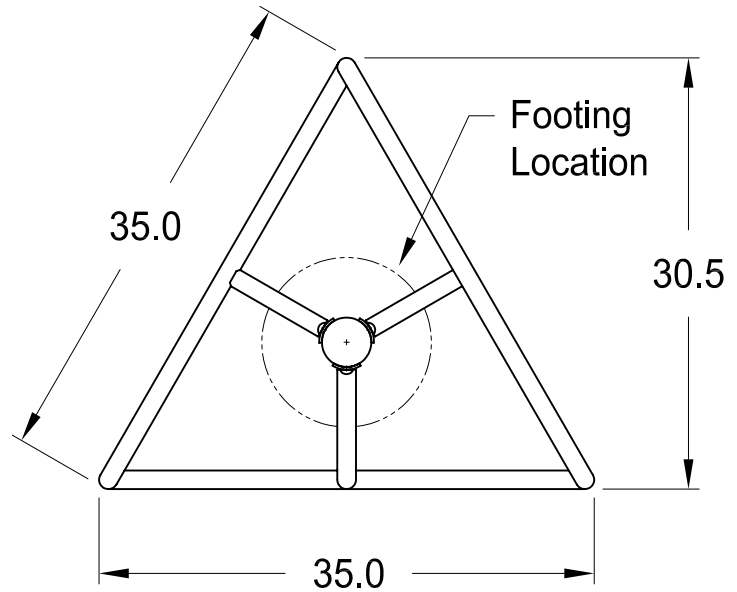
PARIS

Site Furnishings • Outdoor Fitness



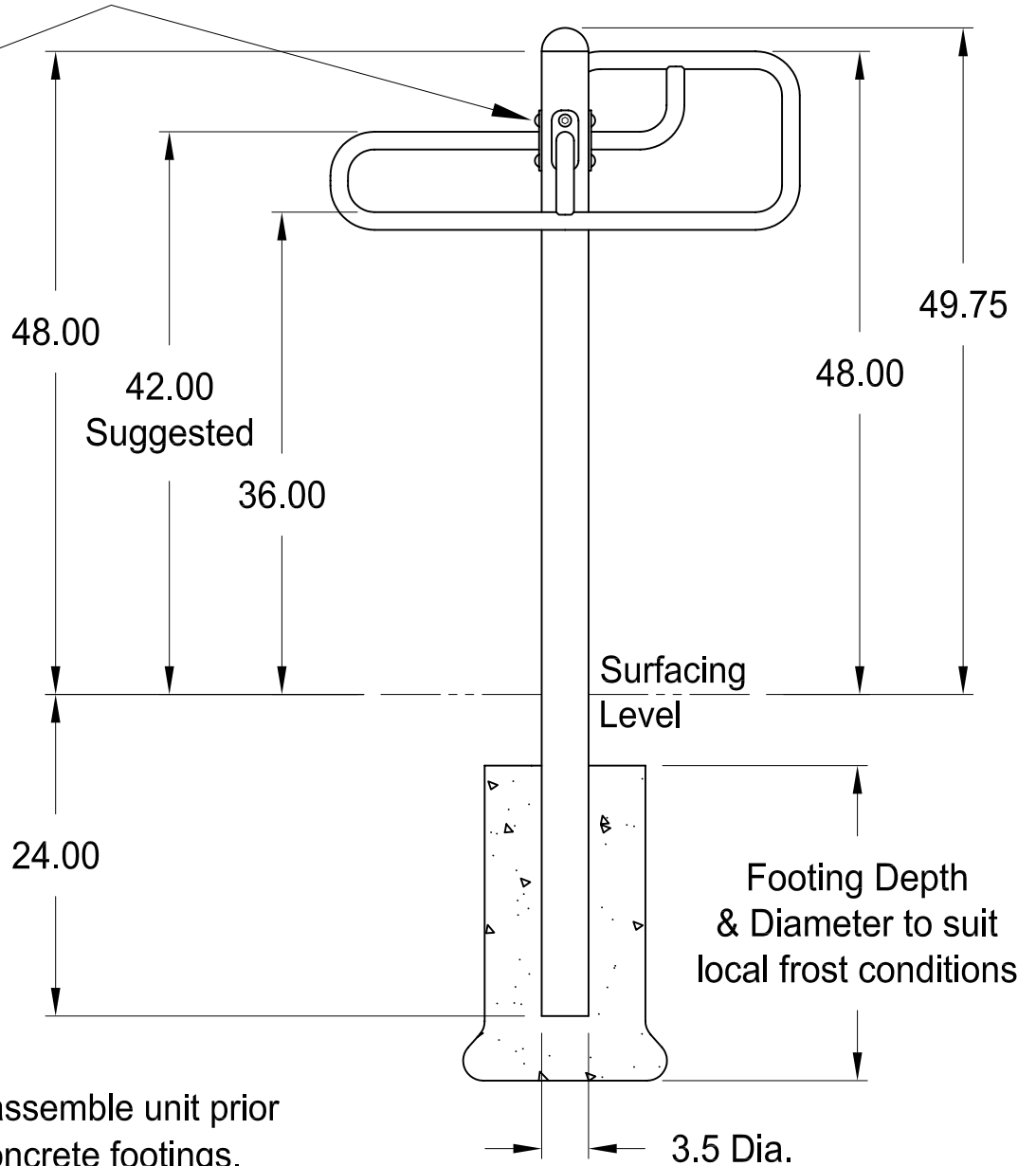
259 Third Concession Rd, PO Box 490
Princeton, ON N0J 1V0
Toll Free: 1-800-387-6318
Phone: (519) 458-4882
Fax: (519) 458-8087
www.peml.com

Leg Stretch Station, 3-Way Specifications & Installation Instructions 78000069



Rail Attachment Hardware:

3/8-16 x 1-1/4" B.H. Security Bolt,
Qty: 6
3/8 Flat Washer, Qty: 6



Notes:

Completely assemble unit prior
to pouring concrete footings.
Dimensions shown are in Inches.

PARIS

Site Furnishings • Outdoor Fitness

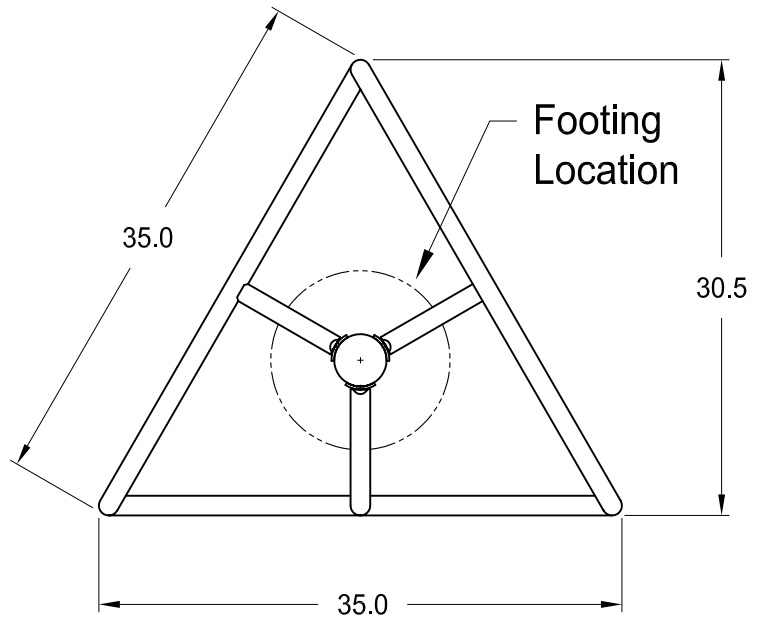


259 Third Concession Rd, PO Box 490
Princeton, ON N0J 1V0
Toll Free: 1-800-387-6318
Phone: (519) 458-4882
Fax: (519) 458-8087
www.peml.com

Leg Stretch Station, 3-Way Surface Mount

Specifications & Installation

Instructions
78000069SM



Rail Attachment Hardware:

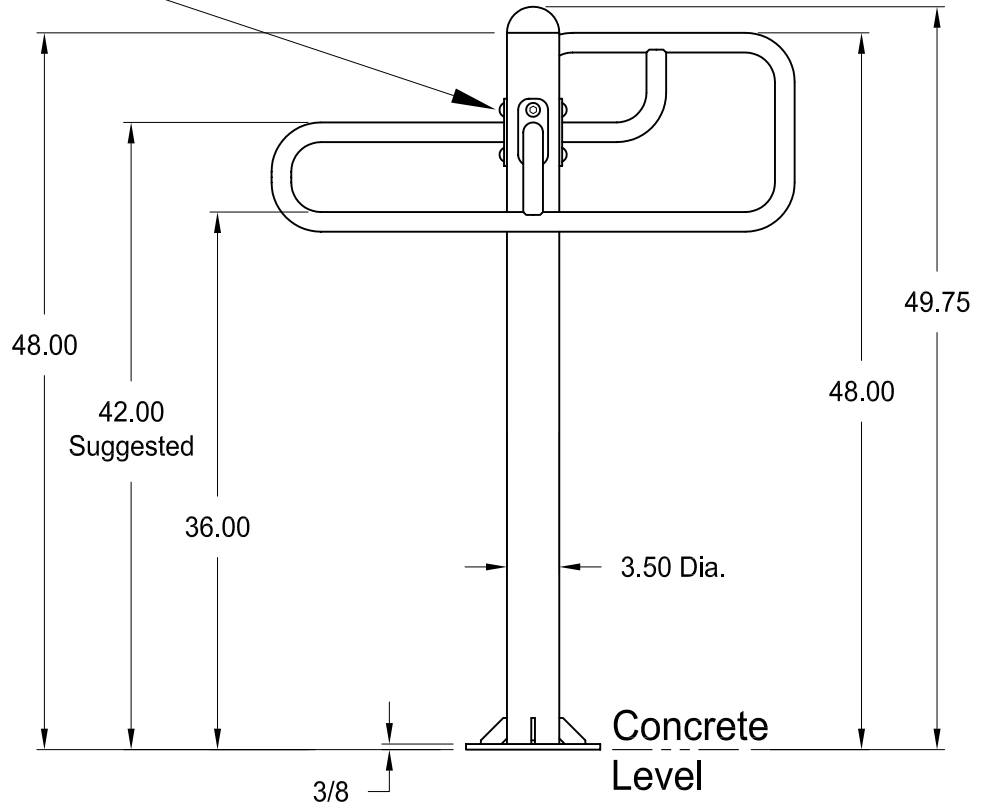
3/8-16 x 1-1/4" B.H. Security Bolt, Qty: 6
3/8 Flat Washer, Qty: 6

Finish: Polyester Powder Top Coat over In-Line Galvanized Tube or E-Coated Substrate.

Hardware: Tamper Resistant Stainless Steel

Materials:

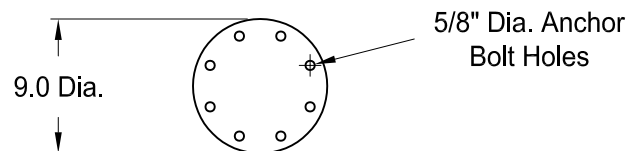
7 Ga. Steel Plate
1/4" Steel Plate
3/8" Steel Plate
1.32" O.D. x .109" Wall Steel Tube
3.5" O.D. x .095" Wall Steel Tube
Aluminum End Caps



Notes:

Anchoring hardware is not included as it is impossible to foresee all possible mounting surface conditions. Therefore, anchoring hardware "Types" only are suggested for a typical concrete pad. The concrete should be fully cured and at least 4" thick.

Dimensions shown are in inches.



Suggested Anchoring Hardware for Surface Mount Plate:
7/16" to 1/2" diameter x 4" long, expanding wedge bolts,
4 bolts minimum / 8 bolts maximum. Use Base Plate as a template for locating the anchor bolts.

POF reserves the right to make continuous product developments. As a result, details are subject to change without notice.